

# From Blind Spots to Breakthroughs: How Finance Teams Are Reclaiming Control and Clarity

Presented by: Oversight

Tawn Gutermuth

# From Blind Spots to Breakthroughs: How Finance Teams Are Reclaiming Control and Clarity

Hosted by Oversight

---

Tawn Gutermuth

11/5/25



# Introduction



**Tawn Gutermuth**  
Solutions Consultant  
Oversight

We'll explore how leading finance teams are using Oversight to:

Unlock full visibility across T&E, P-Card, and P2P.

Cut audit labor by up to 70% and recover 3.5%+ in spend.

Replace fragmented audits with real-time oversight.

Turn findings into action with behavior-based AI.

Future-proof finance with smarter, connected controls.

# Fragmented Visibility

Disconnected systems and reactive audits invite unnecessary risk

# Finance Challenge: Complexity, Visibility and Control



**Fragmented tech stacks** undermine control and agility.



**Data Silos** limit visibility and insights.



**No source of truth** to enable audits and reconciliation.



**Manual efforts** limit quality and efficiency.

# Remove the Blind Spots



Legacy + modern tools, often siloed



Manual reviews, policy exceptions, recurring errors



Inconsistent data and team performance



Result: slow detection, audit fatigue, reduced effectiveness

# What's the hidden cost of your current financial processes?



Fraud, waste, and human error erode profits; yet most companies only detect, rather than prevent, these losses.



\$125 billion is lost annually to inefficiency, fraud, and compliance failures throughout the procurement process.



Organizations that don't leverage the latest technology in detection experience 40% higher financial losses.

**If you're not actively preventing risk, you're already behind.**



# The Visibility Imperative

Fewer blind spots, strong controls and a future you can actually steer.

# Increasing AI Adoption in F&A



## Current Adoption Levels

The survey finds that **65% of finance and accounting** professionals have already adopted AI and ML technologies in their operations.



## Primary Use Cases

The top use cases for AI and ML in F&A include **predictive analytics (73%), anomaly detection (68%), and automated data processing (62%).**



## Real Benefits

Finance leaders report that the key benefits of AI and ML include **improved decision-making (82%), enhanced risk management (75%), and increased operational efficiency (71%).**

Source: KPMG (AI in Financial Reporting and Audit, AI in Audit Survey Report, Business To day Report), Sandtech 2024, Presidio 2024

# Office of the CFO increasing investments in AI



**Use of GenAI in office of CFO within F&A**



**of CFO spent \$100K or more on AI in 2024**



**CFO plan to increase AI spend**

Source: Bain Capital Ventures

# A Shift in Platform Strategy

Don't rip and replace; **connect and enhance**

1

**THINK ABOUT  
BROADLAYERS**

2

**INSIGHT >  
AUTOMATION  
ALONE**

3

**TOOLS THAT  
LEARN, NOT JUST  
PROCESS**

Outcome: a more **adaptive, intelligent finance ecosystem** with fewer blind spots

# Leveraging AI to See Spend Blind Spots

Capture

Analyze & Prioritize

Resolve & Measure



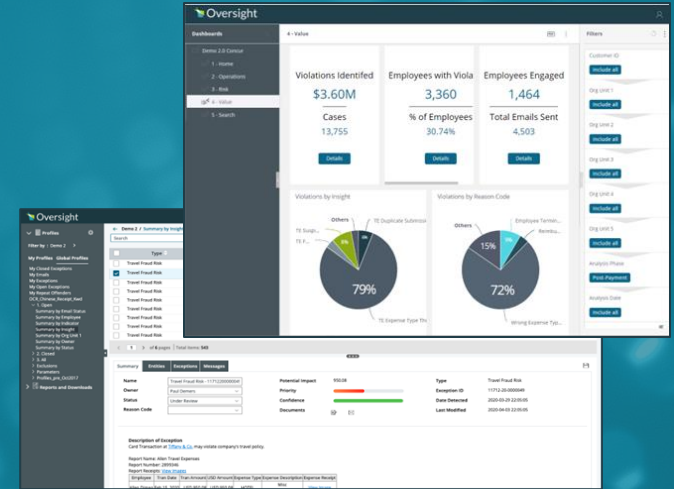
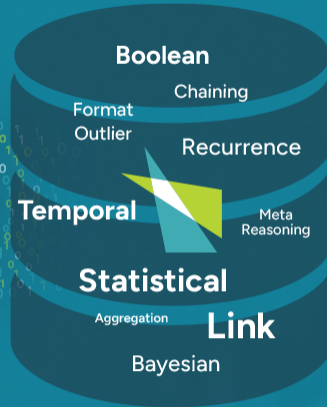
TRAVEL  
& EXPENSE



PURCHASE  
CARD



PAYABLES



# Components of an AI Strategy

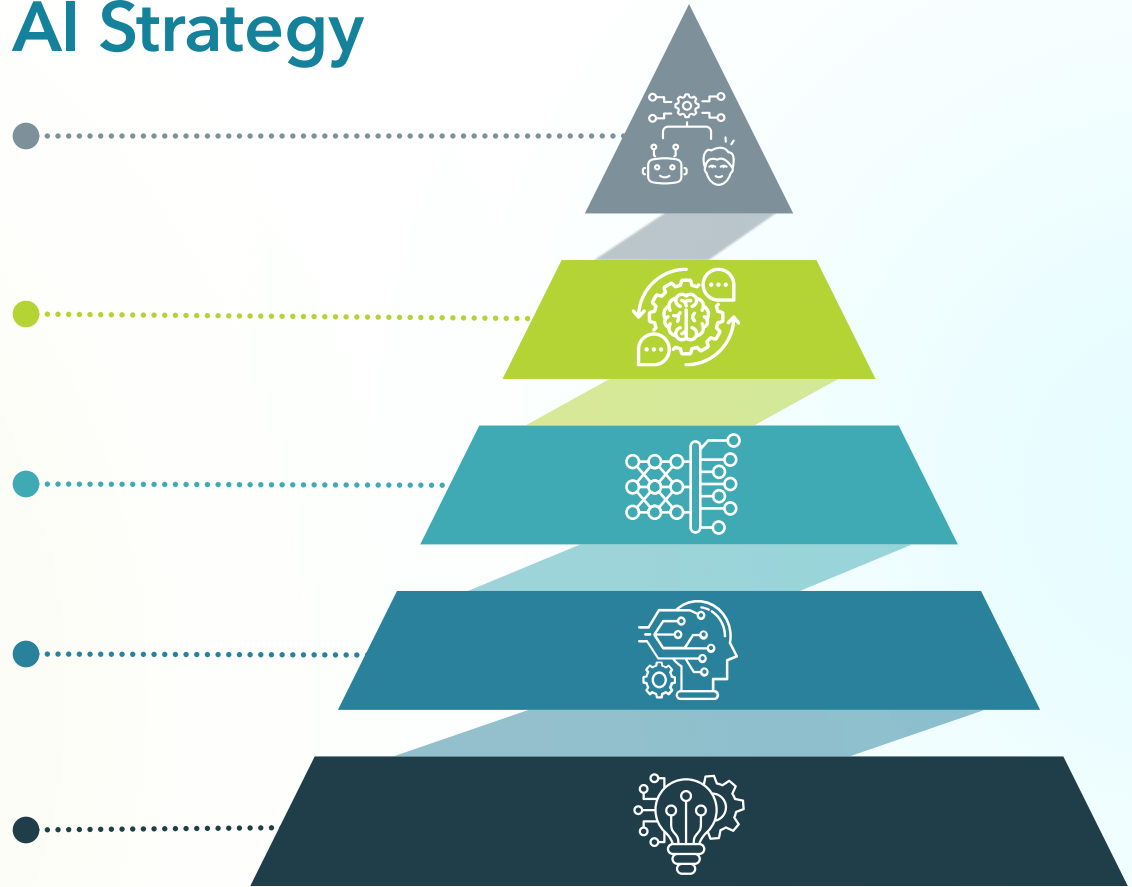
**Agentic AI**

**Large Language Models**

**Deep Learning**

**Machine Learning**

**Expert Systems**



# Improve Audit Outcomes



# Oversight View of an Effective Audit Process

1



## Find the Risk

Reliably find true risk and predict emerging risk

2



## Remove the Noise

Eliminate false positives and redundant true positives

3



## Automate Resolution

Resolve as many violations as possible without auditor touch

4



## Improve Outcomes

For remaining violations, reduce time and cognitive effort for auditors to resolve

While **continuously improving** operational efficiency, audit and control processes

# Receipt Analytics

# Oversight's AI-Powered Receipt Analytics



## Distinguishes the context of the receipt

by understanding the differences between the header, purchased items, itemization, and footer



## Can identify brands, categories, and obscure items

- *and* continually learns with real-world data and GenAI



## Built to scale globally

with language translations with VAT and Fapiao tax compliance in the future.



## Detects fraud that humans may miss

due to sheer volume as well as the evolving technology of fake or AI-generated receipts

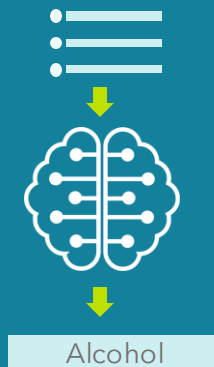
# AI-Powered Receipt Analysis

## Vector Database




Thousands of word clusters from receipts help identify meaning of text

## LLM + RAG




Helps analyze purchase items and translate receipts

## Deep Learning



Looks for invalid receipt images.

# Receipt Analytics - Features



## Ricky Purchase Item Exception

New Exception Type that identifies risk for individual purchase items. Designed to replace Suspicious Keywords. Users need to indicate which categories of purchases are risky (e.g., alcohol). AI identifies the purchase item and context of the purchase.

## Non-Itemized Receipt Exception

New Exception Type that identifies if a receipt is itemized

## Invalid Receipt Check Exception

New Exception Type that identifies 1) AI-generated fake receipts, 2) low-quality receipts, 3) screenshots and images, 4) modified/alterd receipts

## Duplicate Receipt Indicator

Feature detects if a receipt has been used on another expense. Will be displayed as an indicator on Duplicate Submissions Exception Type

## Receipt Translations

English translations of foreign language receipts will be displayed on the Risky Purchase Item Exception Type.



# Risky Purchase Items

## AI-Enabled Receipt Analysis Contextualizes Purchase Item Risk



### CURRENT Keyword Matching

"Ginger Ale" = flagged as alcohol

"Root Beer" = flagged as alcohol

"Dogfish" = no risk

Can lead to **false positives** and missed brand risk

### NEW Advanced Receipt Analytics

"Ginger Ale" = soda

"Root Beer" = soda

"Dogfish" = flagged as alcohol

Contextualizes purchase items to **correctly identify** risky categories and brands

# Risky Purchase Items

## Risky Purchase Items Displayed In Workbench



**Description of Exception**  
Risky item detected on receipt.

Receipt ID: gWuG3LZPjOySxobdN8BiiVmxnj6nqrqkf6A  
Receipt URL: [view](#)

Category	Item	Quantity	Price
BEER	DOGFISH	1	2.59

Indicators: Purchase in high risk category: BEER

Item Description	Item Code	Quantity	Price	Category
DOGFISH		1	2.59	BEER
SEAGRAMS GINGER ALE		1	4.99	NON-ALCOHOLIC BEVERAGES
VIRGILS ROOT BEER		1	5.99	NON-ALCOHOLIC BEVERAGES

Related Entities

Receipt ID	Item	Item Category	Quantity	Price	Category
gWuG3LZPjOySxobdN8BiiVmxnj6nqrqkf6A	DOGFISH	BEER	1	2.59	BEER
gWuG3LZPjOySxobdN8BiiVmxnj6nqrqkf6A	SEAGRAMS GINGER ALE		1	4.99	NON-ALCOHOLIC BEVERAGES
gWuG3LZPjOySxobdN8BiiVmxnj6nqrqkf6A	VIRGILS ROOT BEER		1	5.99	NON-ALCOHOLIC BEVERAGES

# Risky Purchase Item vs Keyword Match

## Keyword Lists

No longer need to manage 1,000s of keywords in a list

## Reduce False Positives

Keyword match flags anything from the list regardless if it is a purchase item (e.g., "Apple, Computer, Beer").

## Brands

New brands don't need to be added or removed (i.e., there are 3000+ brands of whiskey)

## Products

New or obscure products don't need to be added or removed (i.e., endoscope, hammock, robotic mower)

## Continuously

Purchase items are extracted and analyzed with the most up to date **Updated** information available on the Internet.

**30% more risk is found, while reducing exceptions volume 8X**

# Itemized Receipt Check

Non-Itemized receipts are now:

- ✓ **Identified** and can be **flagged** for review or
- ✓ **Sent back** to employee for resubmission

Customer Copy

Tres Lunas  
Tres Lunas  
12635 Crabapple Rd, #320  
Milton, GA 30004  
770-663-0908

Fri 10/25/2024 6:53:16 PM  
Check 45-1 Table 303  
Ethan W.  
Station POS3

Cardholder acknowledges receipt of goods and/or services for the amount of the TOTAL shown hereon and agrees to perform the obligations set forth in the Cardholder agreement with the Issuer

MasterCard XXXXXXXXXXXX1671  
Approval 125939

BASE	\$96.34
Tip	_____
TOTAL	_____

Customer Copy

NO CREDIT OR REFUNDS  
ALL SALES FINAL

Tres Lunas  
12635 Crabapple Rd, #320  
Milton, GA 30004  
770-663-0908

Check 45 Table 303  
Ethan W. 10/25/2024  
Guests 2 6:50 PM

Thank you!

2 Skinny (12.00)	24.00
SM Queso w/ Japs	8.50
Shrimp n Grits	24.50
Asian Fusion Tacos	19.75
13 celsius	9.00
Coke	2.99

Subtotal 88.74  
Tax 7.60

TOTAL 96.34


**BALANCE DUE 96.34**

NO CREDIT OR REFUNDS  
ALL SALES FINAL

# Invalid Receipts

## FAKE, AI GENERATED, ALTERATION IDENTIFICATION

Receipt Validator



Check	Status	Details
Address Verification	Pass	Sylvia's Restaurant exists at 234 W 123rd St, New York, NY 10027.
AI Generation Validation	Fail	The image is AI generated: OpenAI
Total Calculation Accuracy	Pass	Subtotal and sales tax add up correctly to the total.
Tax Calculation Correctness	Warning	Sales tax should be a percentage of the subtotal; manual verification needed.
Required Field Presence	Warning	Date and transaction details are missing.
Spell Check	Pass	No spelling errors detected.

Check	Status	Details
Suspicious Amounts	Pass	Amounts are within typical range for a restaurant bill.

- ✓ Receipt validation
- ✓ Itemization (even nested)
- ✓ Font irregularity
- ✓ Vendor verification
- ✓ Calculates totals
- ✓ Spell check
- ✓ Image edge and more...

# Invalid Receipts

## FAKE, AI GENERATED, ALTERATION IDENTIFICATION

**Oversight**  
Nothing gets by you now™

Home

Analysis History

Settings

Help

**Spell Check**


- There are no spelling errors in the business name, address, or item descriptions listed on the receipt.

**Calculation Verification**

- Adding up the listed items: \$8.95 (Garden Salad) + \$29.00 (Grilled Chicken) + \$2.50 (Iced Tea) + \$6.75 (Apple Pie) equals \$47.20 as the Subtotal.
- Tax added is \$4.19, which gives a correct total of \$47.20 + \$4.19 = \$51.39.
- All calculations on the receipt are correct.


**Analysis Visualizations**

**Edge Analysis**  
(Density: 0.033)




**Edges**

**Noise Analysis**  
(Level: 0.0)



**Noise**

**Text Regions**  
(Layer Consistency: 0.504)



**Text Regions**

oqi

# Outcomes

**FIND THE RISK**

**30%**

More risk detected than before

**REMOVE THE NOISE**

**60%+**

Reduction in false positives with RA and GRM

**AUTOMATE RESOLUTION**

**90%+**

Accurately identifying

- ✓ Fake or altered receipts
- ✓ Duplicates
- ✓ Lack of business justification
- ✓ Unusual purchase patterns

Automated sendbacks

**IMPROVE AUDIT OUTCOMES**

**70%+**

Improvement in labor efficiency within year 1 of deployment

# Oversight Results:

## AI-Powered Accuracy & Efficiency... at Scale



**100%** of transactions are reviewed and continuously monitored.



**99%** reduction in duplicate, mis-typed or erroneous invoice payments.






**99%** accuracy in automated decisioning






Nearly **1 in 2** issues escalated to auditor is verified as a true high-risk finding

# AP Customer Success Stories

ROI/ Value Dimension	F1000 Transportation	F1000 Manufacturing	F500 Tech	F1000 F&B
 <p><b>Hard-dollar ROI</b></p>	<p><b>\$25.3M</b> in total preventions and recoveries of duplicate AP payments</p>	<p><b>\$62.2M</b> in total preventions and recoveries of duplicate AP payments</p>	<p><b>\$45.6M</b> in duplicate reversed/prevented <b>\$15.3M</b> in duplicates recovered</p>	<p><b>\$495M</b> in reversed or recovered keying errors</p>
 <p><b>Soft-dollar ROI</b></p>	<p><b>\$168M</b> in confirmed AP findings</p>	<p><b>\$98.5M</b> in confirmed AP findings</p>	<p>Over <b>\$300M</b> in confirmed AP findings</p>	<p><b>50+</b> Vendors in Issue-Identified/ Reversed-Recovered</p>
 <p><b>Reduced Risk Exposure</b></p>	<p><b>73%</b> decrease in # of AP recoveries per month</p>	<p>Analyzed <b>\$24.9B</b> spend across <b>9.5M</b> vouchers</p>	<p>Analyzed over <b>\$142B</b> in total spend <b>83%</b> decrease in duplicate recovery efforts</p>	<p><b>\$2.5B</b> in AP spend analyzed across <b>397K</b> invoices</p>

# T&E Customer Success Stories

ROI/ Value Dimension	F1000 Transportation	G1000 Telecom	F500 Tech	F1000 Pharma
 <p><b>Hard-dollar ROI</b></p>	<p><b>\$45M</b> in Spend  <b>\$1.9M</b> in verified issues (<b>4.1%</b> of spend)</p>	<p><b>\$250M</b> in Spend  <b>\$16.5M</b> in verified issues (<b>6.5%</b> of spend)</p>	<p><b>\$3.9M</b> in verified issues</p>	<p><b>\$4.2M</b> in verified issues</p>
 <p><b>Soft-dollar ROI</b></p>	<p>Smaller staff  Detect all duplicates  Pattern visibility</p>	<p>High efficiency  <b>23.5%</b> of all issues reviewed are true positives</p>	<p>High efficiency  <b>24%</b> of all issues reviewed are true positives</p>	<p>High Efficiency  <b>21%</b> of all issues reviewed are true positives</p>
 <p><b>Reduced Risk Exposure</b></p>	<p><b>13X</b> more detected with Oversight</p>	<p><b>63%</b> decline in exception amount  <b>\$1.5M</b> in reduced wasteful spend</p>	<p><b>48%</b> reduction in exception amount</p>	<p><b>24%</b> reduction in exceptions</p>

# Please tell us what you think!

- Please scan this QR code using your mobile to access a short feedback survey →
- Also accessible via the mobile app



# THANK YOU

To learn more, visit us at  
**Booth #313**

